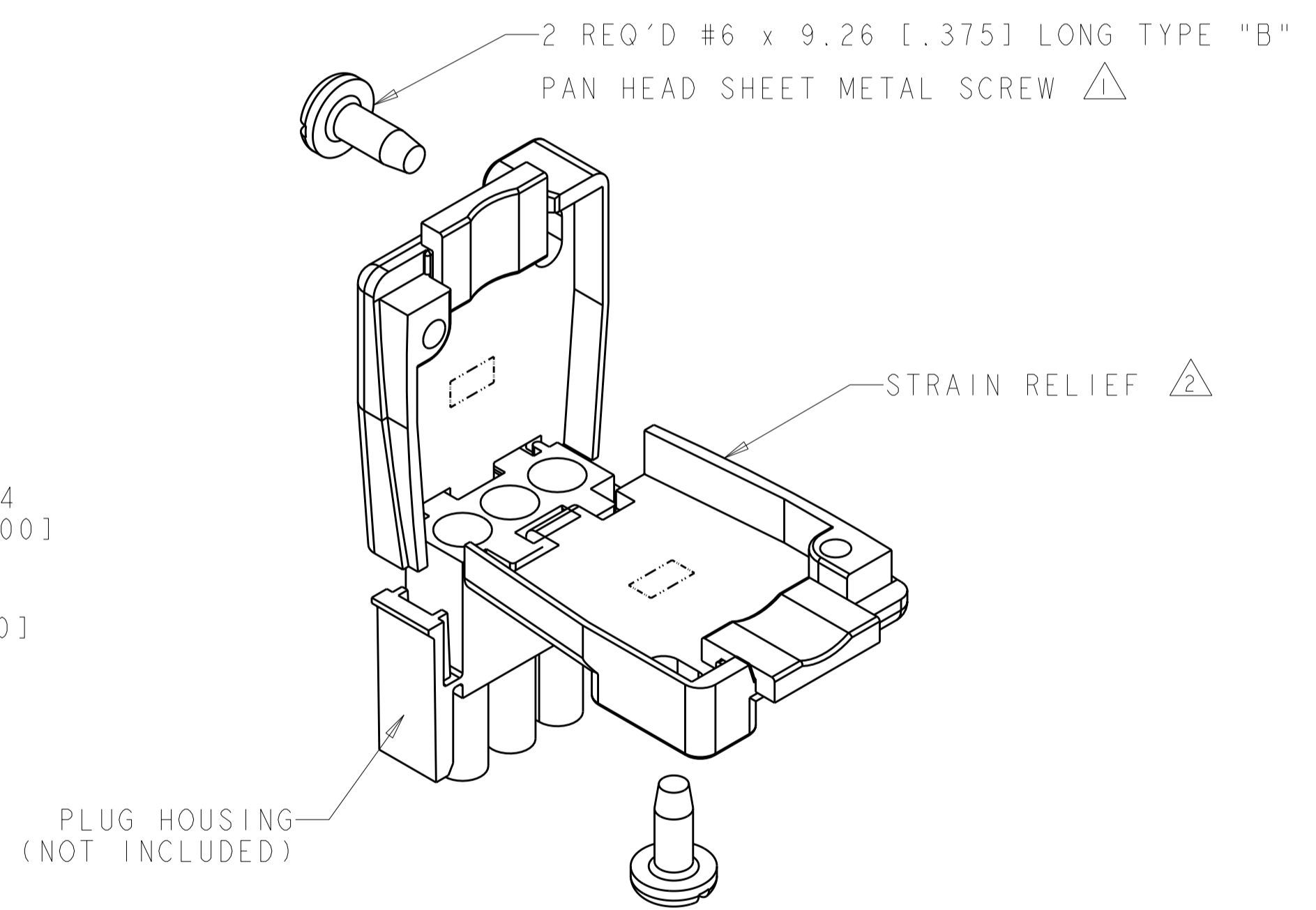
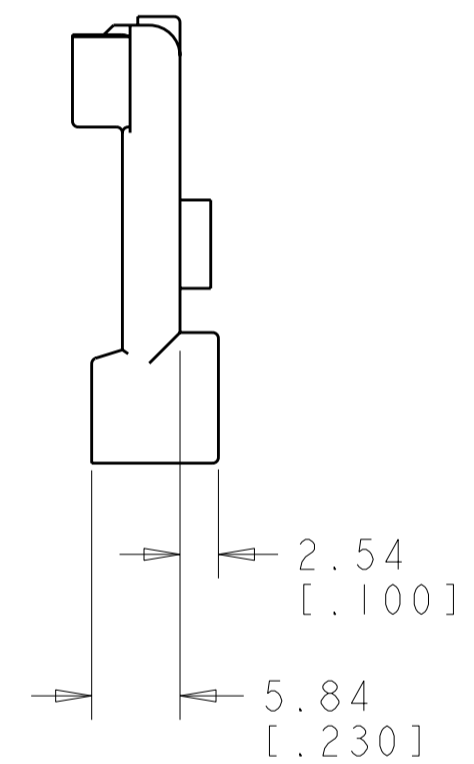
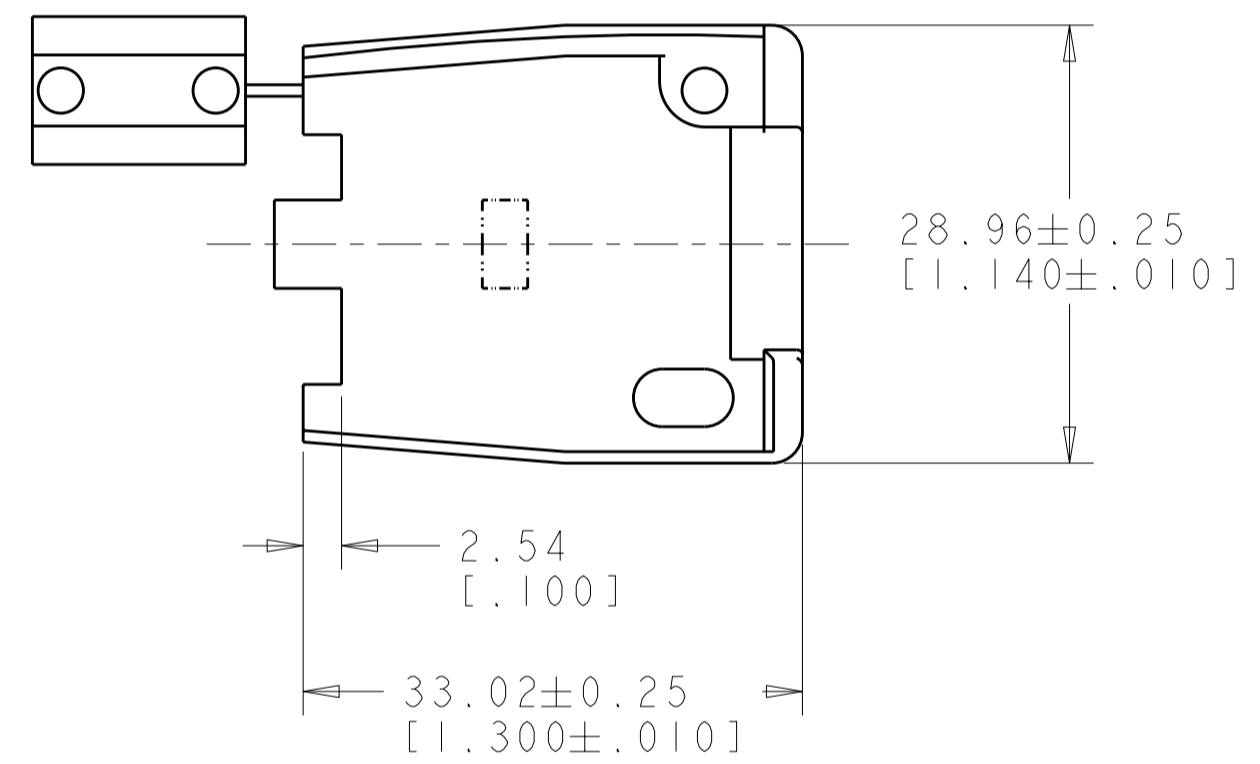


THIS DRAWING IS UNPUBLISHED. RELEASED FOR PUBLICATION 20
 © COPYRIGHT 20 BY TYCO ELECTRONICS CORPORATION. ALL RIGHTS RESERVED.

LOC	DIST	REVISIONS					
CM	00	P	LTR	DESCRIPTION	DATE	DWN	APVD
			CI	ECO-07-017205	07AUG2007	KW	DC



- 1 SHEET METAL SCREWS NOT SUPPLIED.
- 2 INSERT IS ATTACHED TO STRAIN RELIEF AS AN ADDITIONAL ADJUSTMENT FOR SMALL WIRE BUNDLES. IT SHOULD BE CUT OFF AND POSITIONED AS SHOWN.
- 2 TWO REQUIRED PER CONNECTOR.
- 4. DETACHABLE INSERT MAY SEPARATE FROM STRAIN RELIEF BODY DURING SHIPPING.



WITHOUT INSERT	MAX 3@4.83 [.190] DIA
WITH INSERT	MIN 3@1.02 [.040] DIA
WIRE BUNDLE	



0.175 IN ³	BLACK	640714-9 1
0.175 IN ³	NATURAL	640714-1 1
VOLUME	COLOR	PART NUMBER

THIS DRAWING IS A CONTROLLED DOCUMENT FOR TYCO ELECTRONICS CORPORATION. IT IS SUBJECT TO CHANGE AND THE CONTROLLING ENGINEERING ORGANIZATION SHOULD BE CONTACTED FOR THE LATEST REVISION.		DWN K. WHITAKER 07AUG2007	Tyco Electronics Harrisburg, PA 17105-3608	
DIMENSIONS: mm [INCHES]		CHK D. COLEY 07AUG2007	NAME STRAIN-RELIEF, UNIVERSAL MATE-N-LOK(TM) 3 CIRCUIT	
TOLERANCES UNLESS OTHERWISE SPECIFIED: 0 PLC ± 1 PLC ± 2 PLC ±0.13 [.005] 3 PLC ± 4 PLC ± ANGLES ± FINISH		APVD D. COLEY 07AUG2007	RESTRICTED TO	
MATERIAL NYLON 94V-0	PRODUCT SPEC APPLICATION SPEC WEIGHT	SIZE A2	CAGE CODE 00779	DRAWING NO 640714
CUSTOMER DRAWING		SCALE 2:1	SHEET 1	REV C1